



京鼎精密科技

先進設備科技 整合領航者

Foxsemicon

2020 Fourth Quarter
Investor Presentation

2021/03/19

- Foxsemicon's statements of its current expectations are forward looking statements subject to significant risks and uncertainties and actual results may differ materially from those contained in the forward-looking statements.
- Except as required by law, we undertake no obligation to update any forward-looking statements, whether as a result of new information, future events, or otherwise.

- Company Profile
- Operation Performance
- Operation Outlook
- Q&A

Established: 2001/04/26

Capital: NT\$ 828 million

Chairman: Young Liu

CEO: Kevin Chiu

Business :

- Semiconductor equipment (Contract Manufacturing)
- Semiconductor automation equipment(Total Solution Provider)
- Medical image diagnostic equipment(Contract Manufacturing)

Awards and Milestone :

- 2001 Company set-up
- 2002 Got approved vendor certified by the largest semiconductor equipment maker of the world
- 2015 IPO on Taiwan Stock Exchange
- 2016 「Supplier Aftermarket Collaboration」 awarded by world's leading semiconductor equipment provider
- 2017 「Contract Manufacturing supplier of the year」 and 「Global Services Accelerated Growth and Performance」 awarded by world's leading semiconductor equipment provider
- 2018 「Contract Manufacturing supplier of the year」 awarded by world's leading semiconductor equipment provider
- 2019/& 2020 「Best in Class Performance.」 awarded by world's leading semiconductor equipment provider
- 2020 Honored the SGS 2020 CSR Awards

Songjiang Plant-2005(sale/MFG.)



- Special process
- Process equipment system integration

Kunshan Plant-2002(MFG.)



- Critical components
- Energy system integration

San Jose & Austin-2001(Sale/service)



- Sales/ Services
- IPO

Nanjing subsidiary-2020(Sale)

Taiwan HQ-2002(Sale/RD/MFG.)



- Critical spare parts
- Semiconductor automation equipment

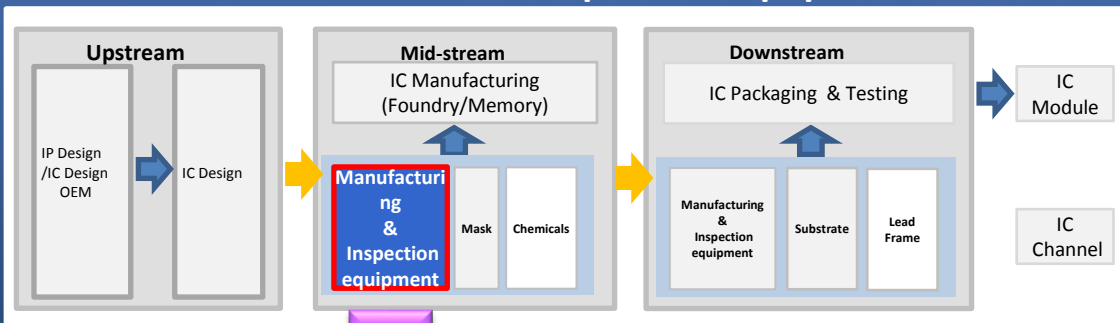
Taiwan Chunan-2021(Sal/MFG.)



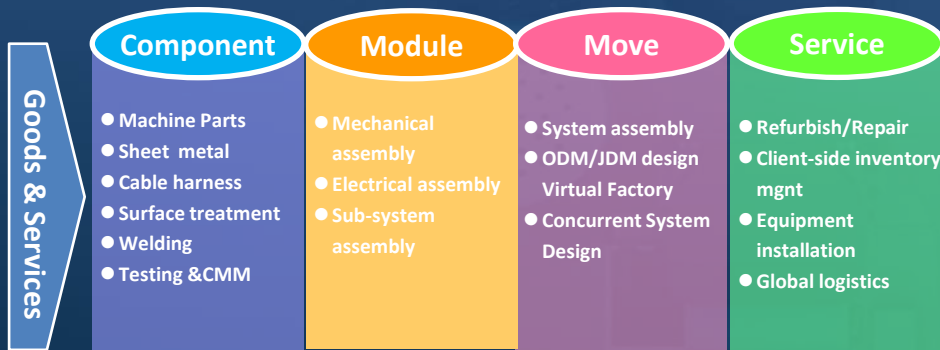
- Critical spare parts
- Strategic expansion

- :Fiti's current stronghold
- :Fiti's Future Expansion Position

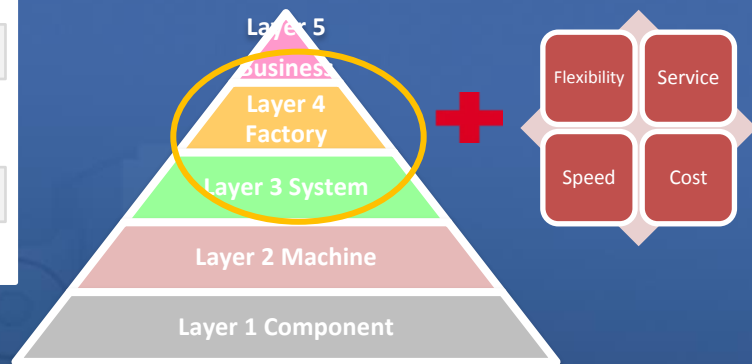
Semiconductor front-end process equipment



Vertical integration of manufacturing services operating model



Semiconductor automation equipment



One-stop shop for integrated service solution



- Semiconductor wafer process equipment manufacturing(etching, thin film, CMP)
- Solar/Panel/LED Equipment Manufacturing
- Critical process spare parts

Semiconductor equipment life cycle manufacturing & services

Fab automation development and manufacturing

- Non-process equipment development
 - Micro Contamination Control solution
 - Wafer AOI inspection equipment
 - Nitrogen storage system
 - Wafer transfer automation

- Equipment recycling service
- Parts refurbish service
- Technology-derived application services

Equipment and key components Circular economy

Medical equipment development and manufacturing

- Medical image diagnostic equipment
- Key components of medical equipment
- Smart medical peripheral facilities
- Radiotherapy equipment

Kunshan Plant-2002(MFG.)



- Critical components
- Energy system integration

Songjiang Plant-2005(sale/MFG.)



- Special process
- Process equipment system integration

Nanjing subsidiary-2020(Sale)

San Jose & Austin(Sale)



- Sales Offices
- IPO

Taiwan HQ-2002(Sale/RD/MFG.)



- Critical spare parts
- Semiconductor automation equipment

Taiwan Chunan-2021(Sale/MFG.)

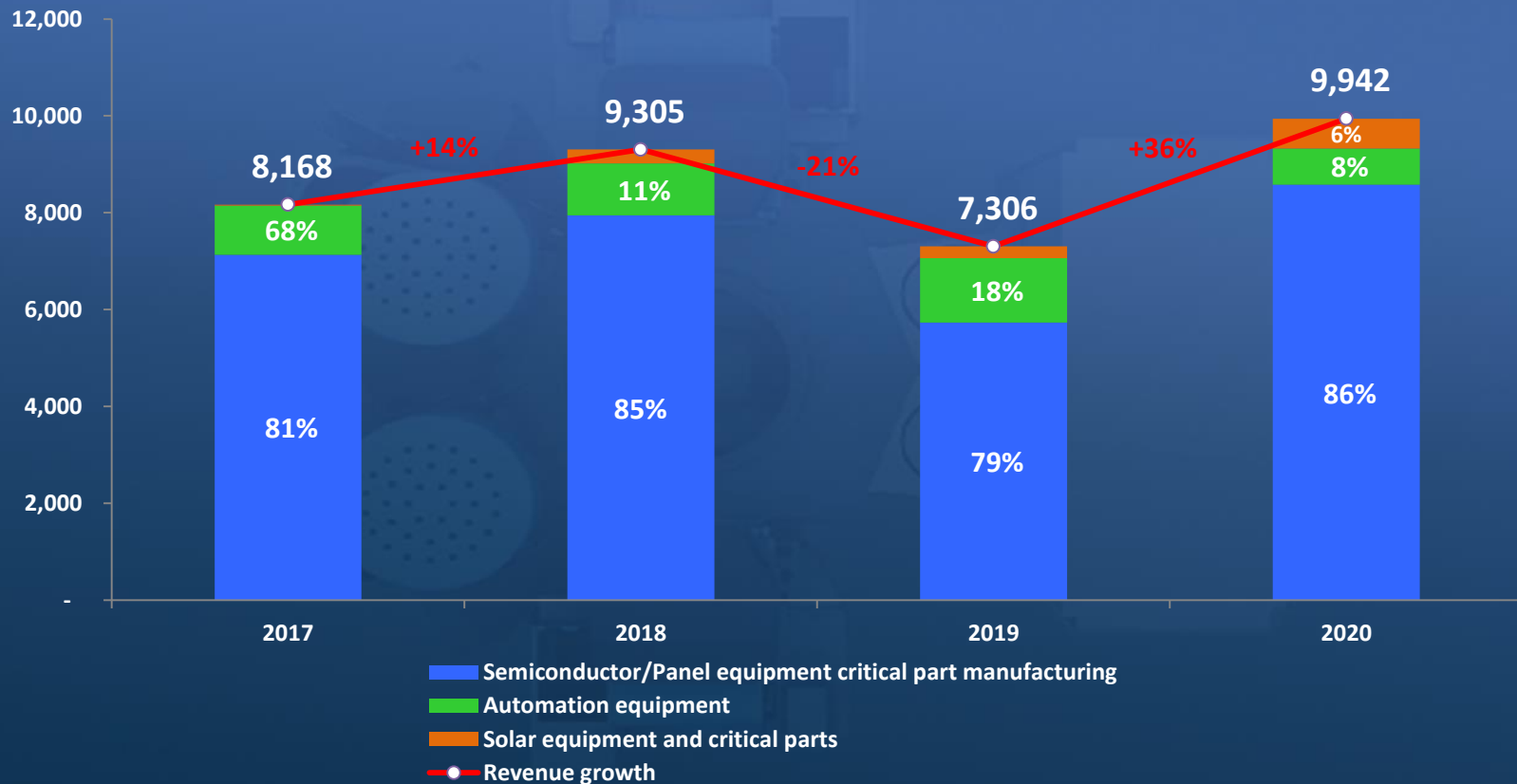


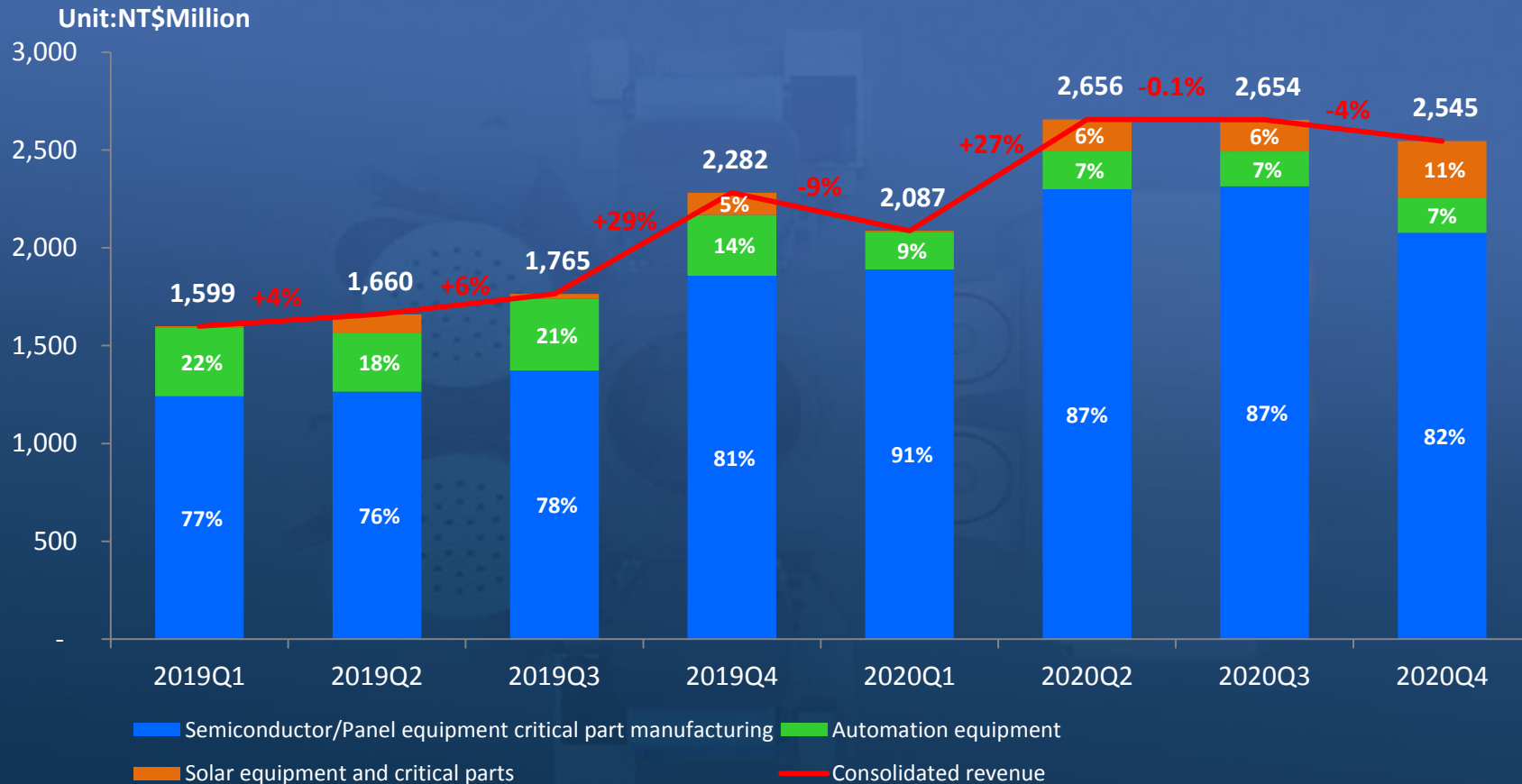
- Critical spare parts
- Strategic expansion

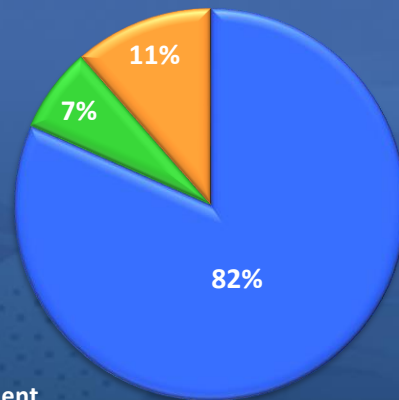
---▶ : Supply global markets

(NTD in millions)	4Q20		3Q20		QoQ%	4Q19		YoY%	2020		2019	YoY%
Revenues	2,545	100%	2,654	100%	-4.1%	2,282	100%	11.5%	9,942	100%	7,306	36.1%
Gross Profit	615	24%	679	26%	-2 ppts	582	25%	-1 ppts	2,548	26%	1,685	+3 ppts
Operating expense	(246)	(10%)	(231)	(9%)		(174)	(7%)		(913)	(9%)	(801)	(11%)
Operating Income	369	14%	448	17%	-3 ppts	408	18%	-4 ppts	1,635	17%	884	+5 ppts
Non-Operating Items	(28)	(1%)	(22)	(1%)		(63)	(3%)		(118)	(1%)	(86)	(1%)
Income Before Tax	341	13%	426	16%	-3 ppts	345	15%	-2 ppts	1,517	16%	798	+5 ppts
Net Income	287	11%	333	13%	-2 ppts	273	12%	-1 ppts	1,242	13%	647	+4 ppts
Attributable to:												
Equity holders of the parent company	277		333		-16.8%	274		1.1%	1,234		649	90%
Basic EPS(NTS)	3.34		4.03			3.31			14.91		7.85	
Weighted-average outstanding shares(M)	82.8		82.74			82.69			82.74		82.69	

Unit:NT\$Million







- Semiconductor/Panel equipment critical part manufacturing
- Automation equipment
- Solar equipment and critical parts

Semiconductor/Panel equipment critical part manufacturing

-10% QoQ

+12% YoY

Unit:NT\$M



Automation equipment

-1% QoQ

-43% YoY

Unit:NT\$M

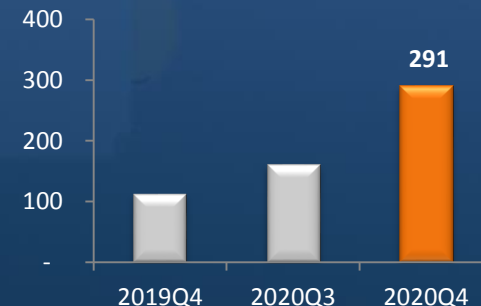


Solar equipment and critical parts

+80% QoQ

+157% YoY

Unit:NT\$M



單位：新台幣百萬元

	4Q20		3Q20		4Q19	
現金及約當現金	6,283	55%	3,453	40%	2,990	36%
應收帳款	949	8%	1,069	12%	1,233	15%
存貨	1,739	15%	1,691	20%	1,414	17%
長期投資	668	5%	613	7%	579	7%
不動產、廠房及設備	1,512	13%	1,474	17%	1,631	20%
資產總計	11,498	100%	8,649	100%	8,266	100%
應付帳款	1,591	14%	1,270	15%	1,522	19%
應付公司債	2,871	26%	995	12%	984	12%
流動負債	3,877	34%	3,496	41%	2,797	34%
負債總計	5,979	52%	3,680	43%	3,962	48%
股東權益總計	5,518	48%	4,970	57%	4,304	52%
重要財務指標						
平均收現天數	40		40		55	
平均銷貨天數	80		80		99	
平均付現天數	77		62		80	
淨營運現金週期天數	43		59		74	
流動比率(倍)	2.34		1.81		2.08	

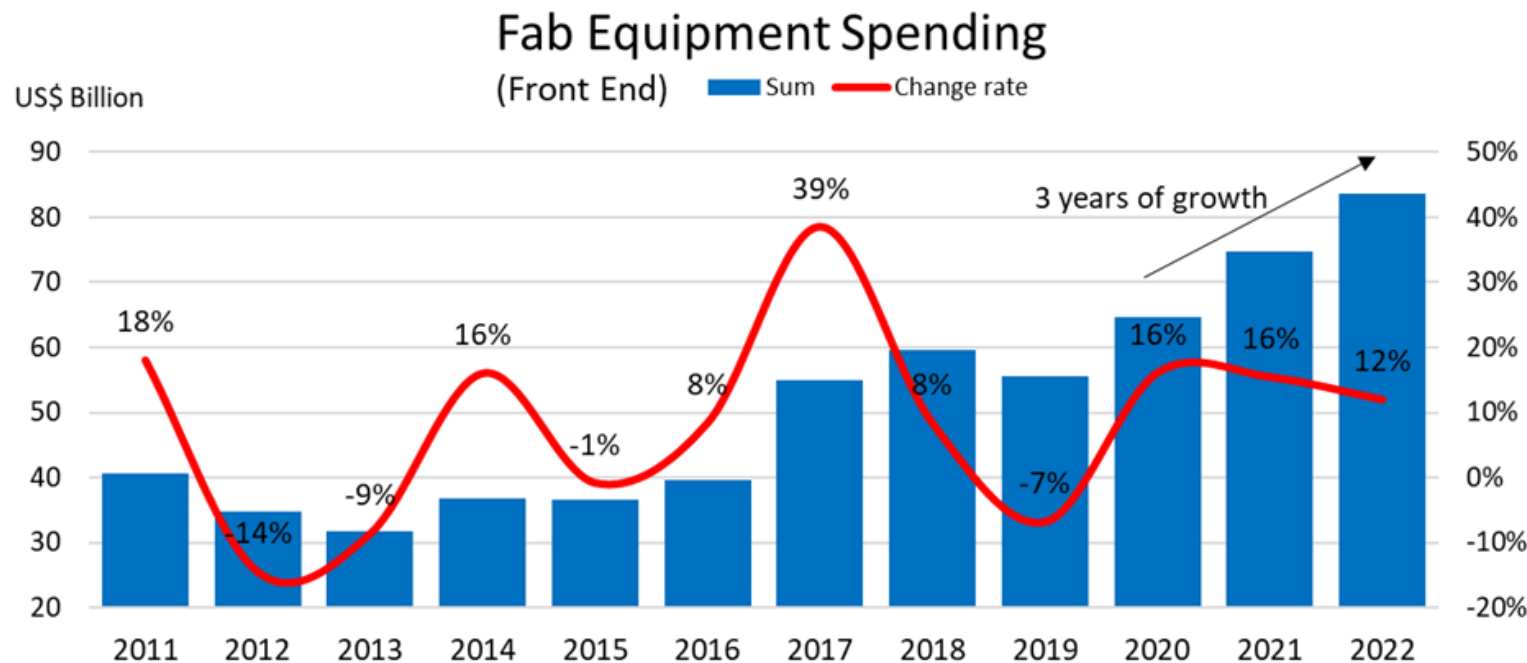
(NTD in millions)	2020	2019
Beginning Balance	2,979	3,266
Cash from operating activities	1,931	1,231
Cash dividends	(331)	(579)
Capital expenditures	(136)	(182)
Long-term Investments	(120)	(574)
Net Change in Debt	(43)	(263)
Bonds Payable	2,010	-
Investments and others	(7)	80
Ending Balance	6,283	2,979
Free Cash Flow*	1,795	1,049

*Free Cash Flow=Cash from operating activities-Capital expenditures

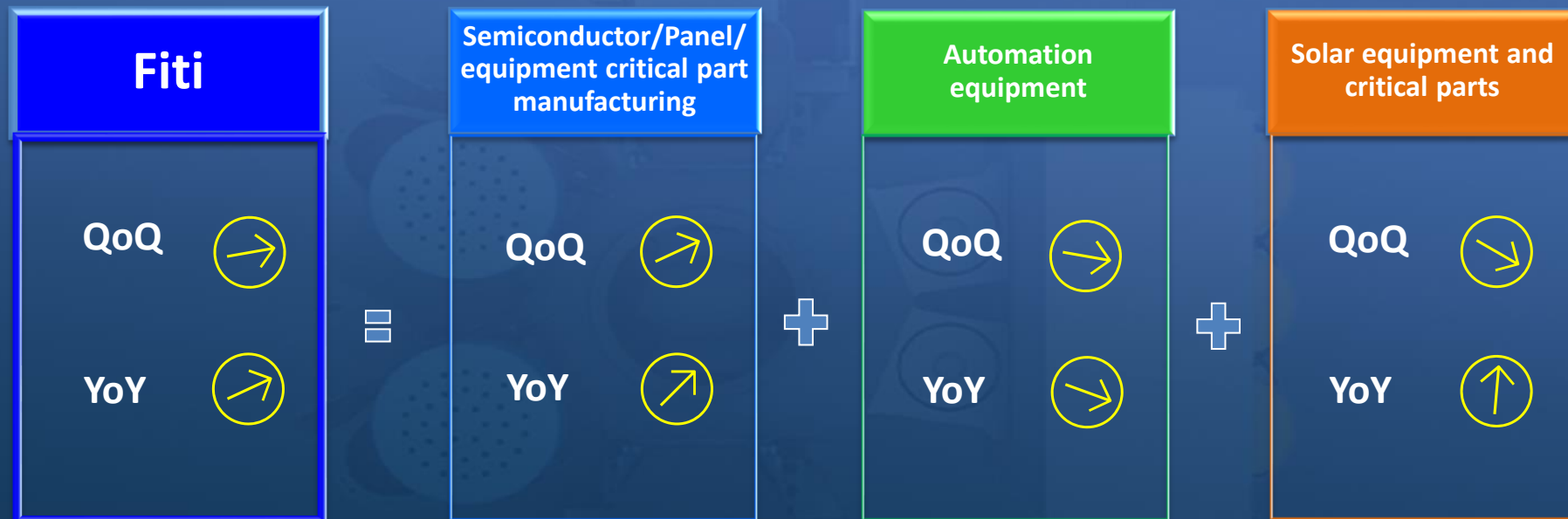
Unit: NT\$

Year	2017	2018	2019	2020
EPS (Before stock dividends)	13.63	14.06	7.85	14.91
Cash DPS(NT\$)	6	7	4	7
Stock DPS(NT\$)	0.5	-	-	-
Total	6.5	7	4	7
Payout ratio(%)	48%	50%	51%	47%

Note : The actual dividend distribution for 2020 is subject to shareholders meeting' s ratification..



Source: World Fab Forecast Report, 1Q21 Update, Published by SEMI



- Cash Dividend : NT\$ 7 (Reserve 50% for future expansion)
- The shareholder meeting will be held on 5/25
- Fiti invests in US SBC company to enter medical imaging diagnostic equipment



京鼎精密科技

Thanks for
your attention

先進設備科技 整合領航者 (3413.TT)